

touchCUE-12-B

Wired Built-In Touch Panel 12.1"



Main Features

- Edge-to-edge front glass
- Slim aluminium unibody enclosure
- 12.1" touch screen display with wide viewing angles
- Resolution 1 280 x 800 pixels
- Display colors 32-bit (True Color)
- Projected capacitive touch overlay
- Video preview
- Single cable Ethernet connection
- Power over Ethernet Plus power supply
- Built-in microphone, speakers, light and proximity sensors
- Compatible with European/UK 1-gang electrical boxes
- No special back box needed

Description

The touchCUE-12-B is wired built-in touch panel offering clean modern design with edge-to-edge front glass and sleek aluminium body. It is ideal front-end for any wall, lectern or furniture built-in applications. Fully compatible with CUE controllers and interfaces, this touch panel provides the ultimate one-touch solution for meeting rooms, conference rooms, boardrooms and high-tech homes.

The 12.1" active matrix touch screen display offers resolution 1 280 x 800 pixels and it produces stunning true color images. Touch panel is equipped with projected capacitive touch overlay. Single cable Ethernet connection provides easy network integration. The touch panel is equipped with Power over Ethernet Plus (PoE+) technology enabling an Ethernet network cable to deliver both data and power.

The touch panel installs easily over a 1-gang standard European/UK electrical box. It can also be attached directly to drywall and other surfaces over the front of cutout. When installed it protrudes only 21 mm from the mounting surface.


Installation



1. Install wall adapter to wall box using two screws.



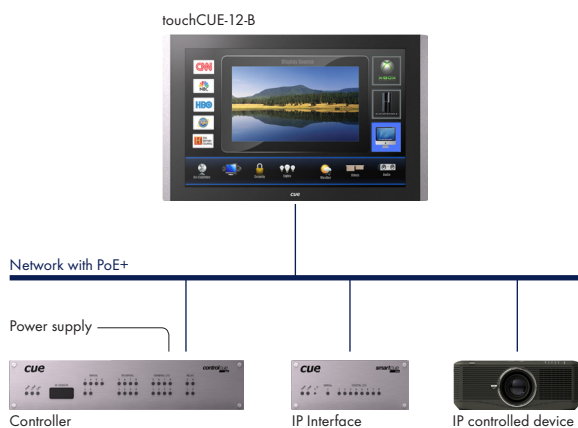
2. Install touch panel on wall adapter.



3. Fix touch panel to wall adapter using screw.

Application Diagrams

The following diagram describes the use of touch panel with controller and IP interfaces. In this case the touch panel serves as graphic user interface only.



The following diagram describes the use of touch panel with IP interfaces only. This configuration allows to create cost effective distributed control solution where touch panel serves as controller and graphic user interface in one box. In Cue Visual Composer touch panels and controllers are programmed in the same way, which makes possible to use touch panels as fully functional control units.



touchCUE-12-B

Wired Built-In Touch Panel 12.1"



Specifications

Touch-screen display

Color a-Si TFT LCD with LED backlight
Size 12.1" / 307.3 mm diagonal, wide screen
Resolution 1 280 x 800 pixels
Display colors 32-bit (True Color)
Transparency 8-bit Alpha blending
White luminance 400 cd/m²
Response time 15 ms
Contrast ratio 1000 : 1
Pixel pitch 0.204 x 0.204 mm
Pixel density 125 ppi
Viewing angle $\pm 80^\circ$ horizontal, $\pm 80^\circ$ vertical
Projected capacitive touch overlay
Edge-to-edge glass

Built-in sensors

Light sensor for automatic backlight dimming
Proximity sensor for automatic backlight switching on

Buttons

System Default

Memory

512 MB RAM
microSD Card min. 8 GB

Software

XPL² runtime for application created in Cue Visual Composer
Admin Web for setup

Video

Streaming video preview
Formats: MJPEG, H.264

Audio

Built-in microphone
Built-in speakers

Wired communication

10/100 BaseT LAN, RJ-45 connector

Power supply

Power over Ethernet Plus (PoE+), IEEE 802.3at compatible

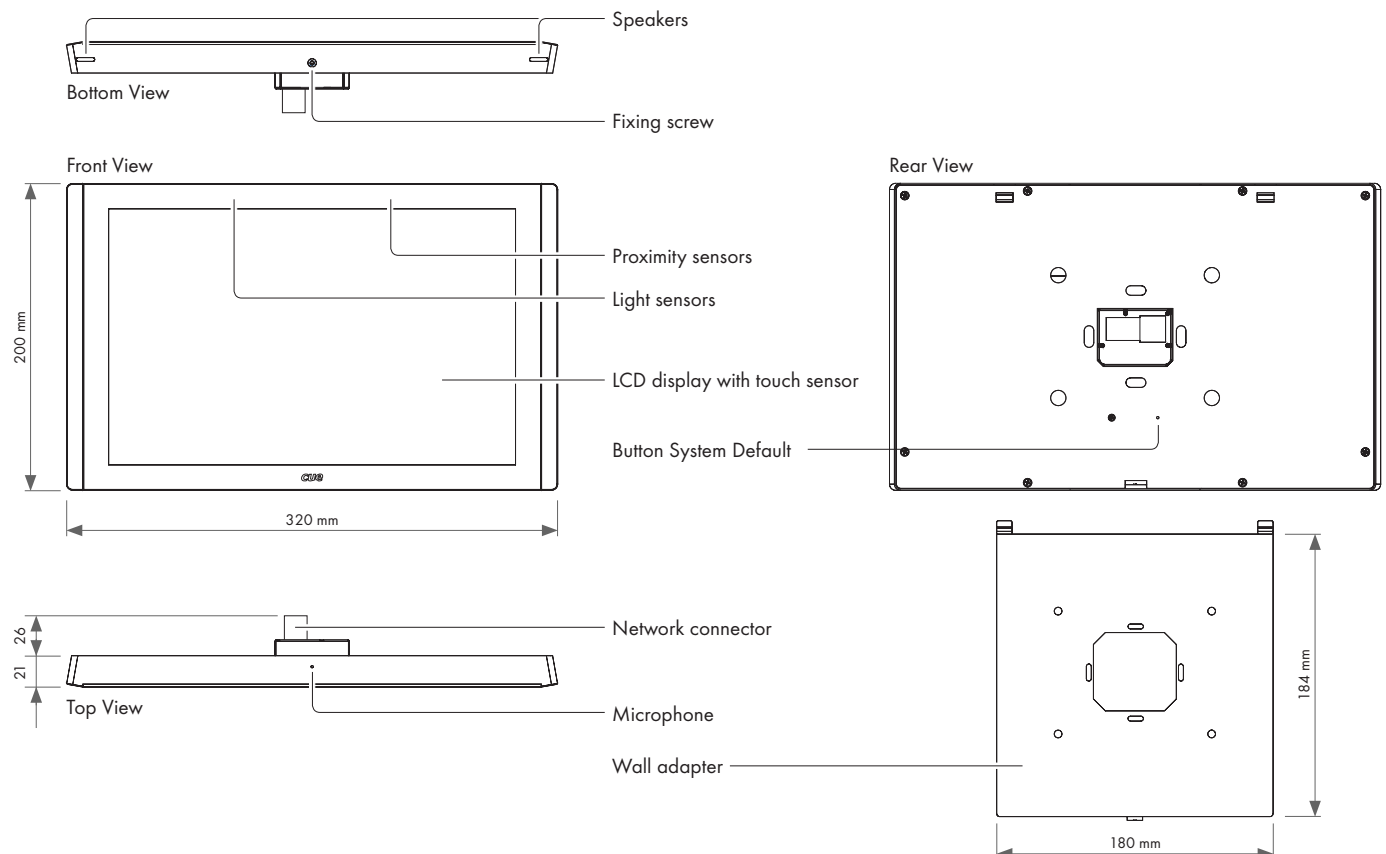
Physical

Sleek aluminium body, edge-to-edge front glass
Compatible with standard European/UK 1-gang electrical boxes
Dimensions 320 x 200 x 47 mm / 12.6" x 7.9" x 1.9"
Weight 2.0 kg / 4.4 lb

Environment conditions

Operating temperature 10° to 40° C
Storage temperature 0° to 60° C
Relative humidity 10% to 90% non-condensing

Mechanical Description



Box Contents

Touch panel touchCUE-12-B	Ethernet cable
Wall adapter incl. screws	Data Sheet
Fixing screw	Declaration of Conformity
Power supply with PoE+ injector	Cue System Connector Wiring Sheet
Cleaning tissue	

Order Information

Product code CS0467